


للعالمين 

Activity book

Introductory level



Activity book

Introduction

All praise belongs to Allah. We praise Him and ask for His Help and Forgiveness. We seek refuge in Allah from the evil of ourselves and our misdeeds. Whoever Allah guides, no one can lead astray; and whoever He misguides, no one can guide. I bear witness that there is no god but Allah Alone, without any partner; and I bear witness that Muhammad is His slave and messenger. May Allah's peace and blessings be upon him, his family, and all his companions. To proceed: This book contains a number of activities that children would love to do. These activities are fun and engaging and can also help children learn and gain useful skills.

Growing Seeds

(Ages 4-9)

- This activity teaches the child to be patient and responsible.
- From the angle of *īmān* (faith), the activity also teaches the child to reflect on the creation of Allah and on the power that changes the seed into a fruit, as well as the subjection of the sun, water, and air for the benefit of human beings on earth. In addition, the child may observe that results vary despite the variables being constant; this observation can be used to teach the child about the values of *tawakkul* (reliance on Allah) and *ṣabr* (patience), as seeds either grow or do not grow according to the will of Allah.

- From the practical aspect, the activity teaches the child to follow instructions and perform tasks in the right order. The activity also teaches the child how to manage their time effectively so as to take care of their plants.





Homemade Paints

- This activity teaches the child to make their own product without needing to buy it.
- The child may develop the idea further in future and start their own business project for making natural, child-friendly paints from regular food items.



Clay Objects: Letters and Shapes

(Ages 2 and above)

- This activity teaches the child to differentiate between colors. It also helps train and strengthen the child's fingers, teaching them control and reducing visual and mental distraction.
- The activity increases the child's imaginative skills as well as variety and creativity in their output.
- When done in a group, the activity teaches the child cooperation and participation.
- The child may develop their skills further in future and start their own business project making clay items that could be used as keychains, car decorations, fridge magnets, accessories and bracelets, clay cups with engraved writings, etc.



Handmade Bracelets and Chains

(Ages 4-5 and above)

- This activity teaches the child patience and perseverance in completing the task.
- The activity also teaches the child skillfulness and focus. The child learns to listen to instructions and ask for help if needed.
- The activity teaches girls how to develop a sense of style. It inculcates a love of beauty and femininity.
- This skill can be developed further in future and turned into a monetizable business project.




Cardboard Toys: Houses and Cars

(Ages 6-8)

- This activity teaches the child how to recycle and make their own toys.
- The activity encourages the child to come up with creative ideas of how to turn existing materials into toys.
- The activity teaches the child how to be organized and how to make use of various odds and ends.





Rock Collecting and Painting

(Ages 4 and above)

- This activity teaches the child how to recycle and create novel items using natural resources. It is an effective way of fighting boredom.
- The activity teaches the child to share with others, by making gifts or souvenirs by hand.



Cardboard Notebooks

(Ages 7 and above)

- This activity teaches the child to make what they need by hand instead of buying it.
- The activity teaches the child creative skills.
- This skill can be developed further and used to start a monetizable business project.



Cardboard Cars: Ready to Race?

(Ages 5 and above)

- This activity teaches the child creative skills.



Flying Paper Planes

(Ages 4 and above; adult supervision required)

- This activity teaches the child how to be creative and develop their skills.
- The activity teaches the child to make their own toys with their own hands, thus creating a sense of connection to them.
- The activity involves making a fun, inexpensive toy.



Pencil Decoration

(Ages 6 and above)

- This activity teaches the child how to recycle.
- The activity is fun and artistic.
- The activity teaches the child to be patient and skillful in creating what they need.



Recycling Plastic, Cardboard, Cloth Scraps and Other Junk

(Ages 6 and above; adult supervision required)

- This activity teaches the child to recycle waste material to create items that can be used for storage, organization and decoration.
- The activity develops the child's artistic and creative skills.





Mini Garden

(Ages 6 and above)

- This activity develops the child's motor skills, training them to use their hands with precision and skill.
- The activity enhances the child's creative thinking and unlocks their imaginative skills in designing and arranging their garden.



Bag Decoration

(Ages 7 and above)

- This activity develops the child's artistic skills by using colors and threads to create a sense of style and beauty.
- The activity teaches the child how to coordinate colors in different ways to create unique designs.
- The activity develops the child's planning and designing skills, which enhances their ability to think in an organized and creative way.
- The child may develop this skill further in future to start a monetizable business project.



Educational Models and Games

(Ages 3 and above, depending on the complexity of the project)

Artistic and Creative Skills

Ages 3-6: In this age group, children can learn how to use different materials to make simple models. Children can color paper shapes and join them together to make simple 3D models.

Ages 7-10: In this age group, children can increase the complexity of the activity by making memory games or puzzles. Children can develop their drawing and design skills to make educational games that enhance creative and logical thinking.

Knowledge-Based Learning Skills

Ages 4-10: Children can learn basic concepts by designing and building educational models. For example, children can build models of geometric shapes, numbers, or even the solar system. This enhances their understanding of scientific concepts in a fun, interactive way.

Fine Motor Skills and Hand-to-Eye Coordination

Ages 3-6: Children can improve their fine motor skills by cutting and pasting shapes, which increases and develops hand-to-eye coordination.

Ages 7-10: Children can develop their skills further by using handheld tools like scissors and glue in a more complex way. This increases their precision and skill with their hands.

Social Collaborative Skills

Ages 4-10: Children can learn cooperation and social interaction by working in groups to create educational models, whether with friends at school or family members at home.

General Life Skills

Ages 4-10: Children can learn patience and perseverance by working on a project like building educational models, which takes time and effort. Children can also improve their problem-solving skills and creative thinking by designing and carrying out these projects.

In general, making educational models and games is appropriate for children of all ages. The level of complexity of each project can be adjusted based on the child's abilities and interests.

Handmade Cloth Bags for Carrying Toys

(Ages 6 and above)

- This activity teaches the child to develop their creative skills by choosing their own colors and cloth patterns to make their bag. The child can design bags of various sizes and shapes according to their personal needs and choices. This enhances the child's logical and creative thinking.



Cardboard Room Decorations

(Ages 5 and above)

- This activity teaches the child how to be creative and turn ideas into projects.
- The activity teaches the child to coordinate and mix between colors. It also teaches the child to think about how to arrange pieces to create different effects, which enhances their artistic sense.
- When the child sees the final result of their work, it makes them proud and gives them a sense of accomplishment. This increases their confidence and ability to express themselves.






Giving Old Clothes A Makeover with Beads and Buttons

(Ages 6 and above)

- This activity teaches the child how to choose colors and shapes that suit the clothes. It also teaches the child how to arrange different elements in a way that is beautiful and appealing.
- The activity teaches the child to develop logical thinking by planning the design before executing it, and choosing the appropriate places to put the beads and buttons. The child learns how to arrange the different elements so that the design is beautiful and pleasing to the eye.
- The child can develop and grow this skill further in future and turn it into a monetizable business project.



Puppet Show

(Ages 4 and above)

- This activity teaches the child how to develop their creativity and imagination.
- The activity develops the child's logical thinking through planning how to set up the stage, arranging the props and displaying the puppets. The activity also enables the child to think about the sequence of events and how to tell the story in a logical and consistent way.
- The activity teaches the child how to express themselves, how to change their voice according to different scenes, and how to react to different events.




Sock Puppets

(Ages 4 and above)

- This activity encourages the child to use their vast imagination in turning pieces of cloth and old socks into fun, creative toys, thus enhancing the child's ability to think creatively and come up with new ideas.
- In this activity, the child creates their own puppets using simple materials. This gives them a sense of pride and personal achievement, which increases their independence and confidence in their own ability to do new things in a creative way.






Congratulation Cards

(Ages 5 and above)

- This activity develops and enhances the child's creative skills and artistic expression.
- The activity helps the child develop their skills of expression and turn them into projects.
- This skill can be developed further and turned into a monetizable business project.





Glass Painting

(Ages 7 and above)

- This activity enhances the child's creative skills, enabling them to express their ideas and feelings in an artistic way.
- The activity teaches the child focus and patience when producing a work of art with an eye for detail and aesthetics. This improves the child's ability to focus on a particular task for a long period of time, and to complete the task successfully.
- The child may develop this skill further and turn it into a monetizable business project by painting on glass, mirrors and cups.






Wall Paintings

(Ages 6 and above)

- This activity enhances the child's creative skills.
- The activity teaches the child focus and patience when producing a work of art with an eye for detail and aesthetics. This improves the child's ability to focus on a particular task for a long period of time, and to complete the task successfully.
- The child can come up with their own artistic ideas using simple materials. This gives them a sense of pride and personal achievement, which increases their independence and confidence in their ability to do new things in a creative way.


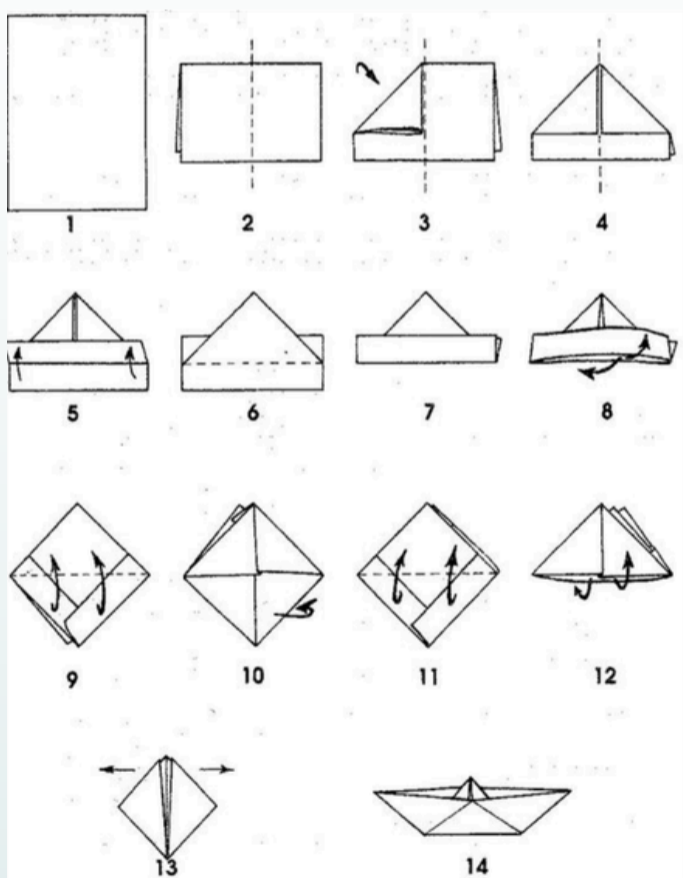
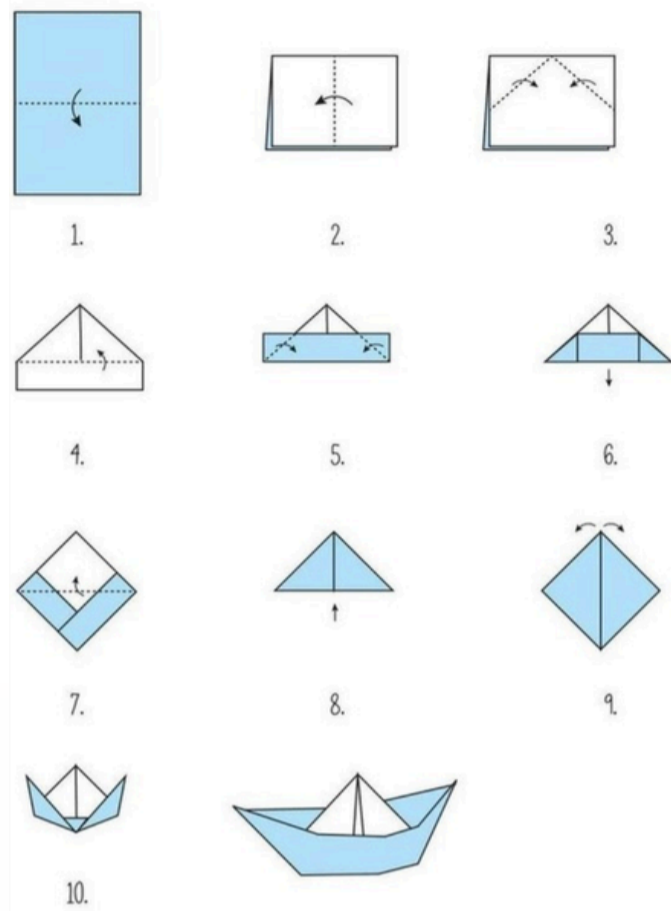





Paper Boats

(Ages 4 and above)

- This activity prompts the child to think about how objects float on water. This encourages the child to be creative and to learn about the basics of engineering mechanics.
- The activity teaches the child about certain physical phenomena, such as floating, balance and the forces that affect the movement of objects in water. This gets the child thinking and broadens their outlook.
- When the child succeeds in making their own paper boat and sees it floating, they feel a sense of pride and personal achievement, which increases their confidence in themselves and their ability to achieve their goals.



Frame Decoration

(Ages 6 and above)

- This activity encourages the child to use their imagination and creative thinking to choose the colors, decorations and shapes that they would like to use on their frames.





Handmade Money Bank

(Ages 5 and above)


- This activity enhances the child's artistic and creative skills.
- The activity can be used to connect the child to the concept of charity. Once the child has made a money bank with their own hands, they will be eager to put their money into it and will become attached to the idea of giving charity and spending on the needy from their own personal money.



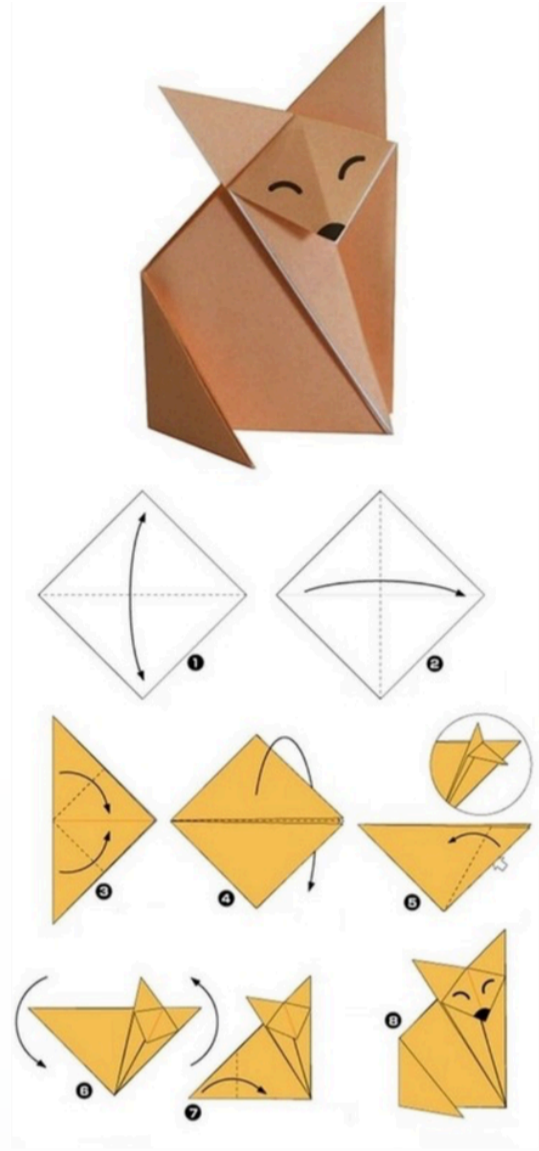



Origami Models

(Ages 7 and above)

- This activity enhances the child's artistic and creative skills.
- The activity teaches the child thinking skills and how to follow the instructions until they reach the end.
- The activity also enhances the child's skill at making connections and joining ends as well as their analytical skills, until they have reached the final shape of their model.
- The activity enhances the child's precision and focus as they make their model.






Painting Gypsum Shapes

(Ages 5 and above)

- This activity enhances the child's artistic and creative skills.
- The activity teaches the child how to choose and coordinate between colors.
- The child may develop this skill further and turn it into a monetizable business project to make valuable products.



Notebook Decoration

(Ages 5 and above)

- This activity enhances the child's artistic and creative skills.
- The activity enhances the child's ability to use their imagination to create unique designs.



Paper Lanterns

(Ages 5 and above)

- This activity increases the child's love and eagerness for the month of Ramadhan to arrive, so that they can make and decorate lanterns in anticipation of its arrival.
- The activity enhances the child's creative abilities.



Handmade Storage Units for Household Items

(Ages 5 and above)

- This activity teaches the child how to recycle and reuse waste materials.
- The activity enhances the child's creative skills.
- The activity also creates a personal connection to cleanliness and organization as the child makes storage units with their own hands.



Hanging Paper Stars

(Ages 5 and above)

- This activity increases the child's creativity and ability to choose and coordinate between colors.
- The activity teaches the child to make something beautiful using simple materials.
- The activity also helps the child develop their design and home decoration skills.




Finger Painting

(Ages 3 and above)

- This activity stimulates the child's senses through touch and motion. This enhances the child's focus and interaction through the senses.
- The activity enhances the child's creativity and artistic expression, as they can use their fingers freely to create different shapes using various colors.








Handmade Gift Bags and Boxes

(Ages 6 and above)

- This activity enhances the child's creativity and artistic expression.
- The activity encourages the child to give handmade gifts to people whom they love.
- This skill can be developed further and be turned into a monetizable business project for making gift accessories.





Paper Hats and Crowns

(Ages 5 and above)


- This activity enhances the child's ability to think creatively.





Button Shapes

(Ages 6 and above)

- This activity enhances the child's creativity and artistic expression.
- The activity teaches the child to create designs with their own hands.
- The activity teaches the child design and coordination skills, as well as how to combine different elements to create systematic shapes.



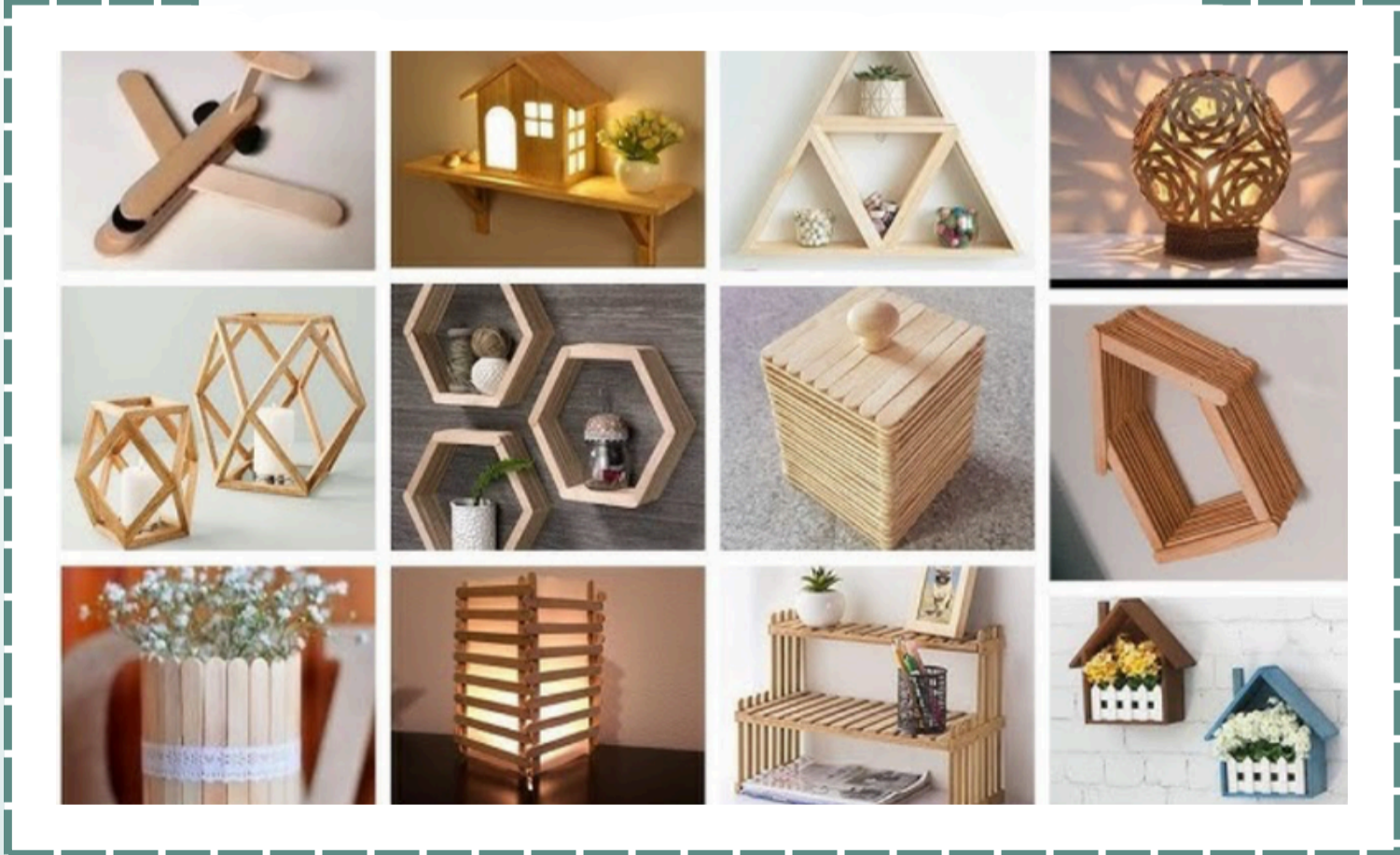



Wooden Stick Models

(Ages 6 and above)

- This activity enhances the child's ability to use their imagination and think creatively to conceptualize the structure of the model and join the sticks in a logical way so as to create a complete final piece.
- The activity trains the child to be focused and patient. Building models requires a lot of focus, to ensure that the sticks remain balanced and prevent the structure from collapsing. The child needs a lot of patience to complete the model successfully.





Simple Wall Paintings

(Ages 3 and above)

- This activity enhances the child's artistic and creative skills.
- This skill can be developed further so that the child becomes a wall painter and turns it into a monetizable project.

Cork Shapes

(Ages 5 and above)

- This activity develops the child's artistic creative skills.
- The activity teaches the child how to use and try different tools, and how to make something valuable, which stimulates the child to think.

Candle Decoration

(Ages 6 and above)

- This activity teaches the child various artistic creative skills, in addition to improving the child's sense of art and aesthetics.
- This skill can be developed further and turned into a monetizable business project.

Rope Swing

(Ages 4 and above)

- This activity teaches the child how to be creative and fulfil their own needs with simple materials, which improves the child's creative thinking skills.
- Making their own toy also gives the child a sense of connection to it. It enhances a feeling of accomplishment and pride in making things with their own hands.

Fridge Magnets

(Ages 5 and above)

- This activity teaches the child various artistic creative skills, in addition to improving the child's sense of art and aesthetics.
- This skill can be developed and turned into a monetizable business project.



Balloon Toys

(Ages 5 and above; requires adult supervision)

- This activity teaches the child how to think and follow the instructions until they reach the desired result.
- The activity also teaches the child artistic and creative skills.



Bead and Thread Keychains

(Ages 5 and above)

- This activity teaches the child various artistic creative skills, in addition to improving the child's sense of art and aesthetics.
- This skill can be developed and turned into a monetizable business project such as jewelry-making/accessory-making.



Paper and Toothpick Umbrellas

(Ages 5 and above; requires adult supervision)

- This activity teaches the child various artistic creative skills.
- The activity teaches the child how to think and follow the instructions until they reach the desired result.



Seesaw

(Ages 3 and above)

- This activity teaches the child how to think creatively and fulfil their own needs with simple materials, which improves the child's creative thinking skills.
- Making their own toy also gives the child a sense of connection to it. It enhances a feeling of accomplishment and pride in making things with their own hands.
- This activity is useful in understanding some simple laws of physics and balance.

Accessory and Earring Holder

(Ages 6 and above)


- This activity enhances the child's creative thinking skills.
- The activity teaches the child how to be creative and fulfil their own needs with simple materials.
- The activity also teaches the child how to be organized and take care of their belongings.



Canvas and Cloth Projects: Bags, Tissue Boxes, Pencil Cases, Bookmarks, Decorative Mats

(Ages 6 and above)

- This activity teaches the child to be patient and to persevere until they see the final result.
- The activity also teaches the child to be creative.
- The activity encourages the child to make what they need instead of buying it.
- This skill can be developed further and turned into a monetizable business project.





Indoor Masjid

(Ages 5 and above)

- This activity gets the child used to praying and helps them understand its significance.
- The activity gives the child a personal sense of connection to prayer.
- The activity grows the child's love for Allah and the wish to be alone with Him.





Indoor Tent and Camp

(Ages 4 and above)

- This activity unlocks the child's creativity and imagination, as it provides a rich environment that enables the child to play different roles and make up their own stories and adventures. However, the child should not spend too much time alone in the tent, to prevent isolation and social withdrawal.
- The activity encourages a sense of independence and responsibility. When the child participates in setting up the tent and taking care of their belongings inside it, this can teach them to be independent and take responsibility for their personal belongings.





Cardboard Models

(Ages 6 and above; suitable for younger children if they choose simpler projects and work under adult supervision)

- This activity enhances the child's creative thinking skills and encourages them to use their imagination in creating a work of art.
- The activity enhances artistic creative skills.
- The activity gives the child a sense of personal connection to what they are making.
- The models can be used to narrate stories, which helps develop the child's skills of expression/narrative skills.
- The activity teaches the child how to design and build structures from scratch.
- The activity enhances the child's focus and teaches them patience to complete the task.

